

AN APPROPRIATE SUGAR-BEET HARVESTING MECHANIZATION FOR BIG-SCALE PROJECT

H. A. Abdel Mawla⁽¹⁾, I. Yehia⁽²⁾, A. M. El Lithy⁽³⁾ and, A. Faisal⁽⁴⁾

ABSTRACT

The aim of this research is to choose and evaluate the performance rate of three harvesting machines of sugar beet (lifting machine + topping machine, combined and self-propelled machines) appropriate with big scale projects with three different irrigation-systems (pivot, sprinkler and flood). The summarized results are:

By using pivot irrigation-system, the maximum machine-performance rate of 3 fed/h (81 ton/h) was obtained with forward speed of 6.5 km/h and 6-rows separated machines for topping and lifting of sugar beet. Meanwhile, the minimum machine-performance rate of 0.91 fed/h (24.30 ton/h) was obtained with forward speed of 3.5 km/h and 4-rows combined harvester of sugar beet.

The maximum sugar-beet loss of 8 % was obtained with forward speed of 6.5 km/h, flood irrigation-system and combined harvesting-machine. Meanwhile, the minimum sugar-beet loss of 3.3 % was obtained with forward speed of 3.5 km/h, pivot system by using two machines for topping and lifting.

The maximum lifting, loading and harvesting efficiencies of sugar-beet of 99.84, 97 and 96.7 % were obtained with forward speed of 3.5 km/h, pivot system by using two separated machines for topping and lifting. Meanwhile, the minimum sugar-beet lifting, loading and harvesting efficiencies of 99.6, 92.8 and 92 % was obtained with forward speed of 6.5 km/h, flood irrigation-system and combined harvesting-machine.

The maximum sugar-beet yield of 27.2 ton/fed was obtained with forward speed of 3.5 km/h, pivot irrigation-system by using two machines for topping and lifting. Meanwhile, the minimum sugar-beet yield of 16

(1) Prof. and head of Ag. Eng. Dept., Col. of Ag. Al -Azhar U., Assiut.

(2) Prof. and Head Res., Ag. Eng. Res. Inst.

(3) Assoc. Prof., Ag. Eng. Dept., Col. of Ag., Al -Azhar U., Assiut.

(4) Post Graduate Student, Ag. Eng. Dept., Col. of Ag. Al Azhar U., Assiut.

ton/fed was obtained with forward speed of 6.5 km/h, flood irrigation-system by using combined harvesting-machine.

The minimum operation-costs were 17.75 L.E./ton (445.5 L.E./fed) by using 6-rows topping and lifting machines at forward speed of 3.5 km/h and pivot irrigation-system. Meanwhile, the maximum operation-costs and were 31.6 L.E./ton (780.9 L.E./fed) by using 4-rows combined harvester at forward speed of 3.5 km/h and flood irrigation-system.

INTRODUCTION

Sugar beet is one of the industrial and strategic products of the country. Considering the increase of population and need of sugar, this product has an extraordinary importance 709 thousand tons (about 25.9 % of total production of Egypt) increase in the import of this product emphasizes the special considerations of planners in regard to the increase of sugar beet productions to reduce the imports. The increase in the production of agricultural products usually achieves through development of production factors, fundamental changes of technology or the improvement of technical efficiency.

It is evident that improving agricultural production depends mainly on using improved methods and up-to-date technology through all different agricultural operations. Selection of the appropriate qualitative and quantitative needs concerning agricultural operations of any crop is of great importance to minimize production costs.

Sugar beet is considered one of the most important crops, not only for sugar production but also for fodder and organic matter for the soil. It is also considered as a double benefit crop to the farmers, where the roots are processed for sugar production and the green leaves and tops are used for animal feeding.

Moreover, beet consumes less water than cane by about two-thirds and it may also grow under a wide variety of soil and climatic conditions. The cultivated area of sugar beet in Egypt was about 362 thousand feddens yearly producing about 4.7 million Mg (ton) with an average yield of 44.2 Mg/fed (ton/fed) according to Agric. Statistics Economic Affair Sector, 2011.

Sugar beet crop is an expensive labor consuming under traditional method. The two main labor-intensive operations of sugar beet production are planting and harvesting. Harvesting of sugar beet is one of the most critical operations. There are many types of sugar beet harvesters which were tested in large-scale Egyptian farms. Some of them were multi rows combined, two machines for topping and lifting. The selection of the appropriate machine for harvesting sugar beet is a vital problem to be considered to minimize both crop losses and operational costs.

Raininko (1990) mentioned that losses during topping operation could be summarized as follows:

1. If the cut of topping is lower than zero levels (the critical section of cutting), the loss is 1.8 ton/ha, and the percentage of sugar in this part is 10.5 %;
2. If the cut of topping is lower than zero by 1 cm, loss is 3.3 ton/hectare, and the percentage of sugar is 16.4 % and
3. If the cut of topping is lower than zero level by 2 cm loss is 3.5 ton/hectare, and percentage of sugar is 17.2 %.

Hopkinson (1991) assessed the harvesting losses for 6 row self propelled sugar beet harvesters working in silt clay loam soil under ideal harvesting conditions. One was fitted with "Oppel" wheels, the second with skid and disc lifters and the third with walking shares. Sample areas were dug and cleaned to calculate root losses. Results indicated that harvesting losses under these conditions averaged 2.8 t/ha. Most of this loss was small pieces of beet from root breakage. He also, added that there was a minimal beet left on the surface. All 3 lifting mechanisms achieved an acceptable standard of harvesting loss on this site. No significant yield losses were observed between the three tested mechanism.

Toth (1991) tested the Matrot-M-31 self-propelled harvester which can perform topping, root lifting, cleaning and loading of sugar beet from 6 rows. Test results showed that the harvesting losses remained under 3 % and root damage under 15 % at 3.5 - 6.4 km/h operating speed.

Zaalouk et al. (1996) said that the manual harvesting of sugar beet from one feddan needs about 66, 62.04 and 59.12 man/h by using hands, hand-

hoe and hand-shovel, respectively. Meanwhile, the mechanical harvesting theoretically needs only about 1.30 man/h.

Taieb (1990) found that the yield of the sugar beet roots in the manual and mechanical planting was 35.95 and 42.34 ton/fed., respectively. The total demands of energy in the manual and mechanical planting were 0.737 and 50.470 kW.h/fed. The cost per one unit of the consumed energy in the manual and mechanical planting was 10.43 and 0.37 L.E/kW.h.

The objectives of the present investigation are:

1. To choose and evaluate the performance rate of three harvesting machines of sugar beet (lifting machine + topping machine, combined and self-propelled machines) appropriate with big scale projects with three different irrigation-systems (pivot, sprinkler and flood).
2. To optimize the forward speed for sugar beet harvesting machines.
3. To evaluate the sugar beet harvesting machines from the economic point of view.

MATERIALS AND METHODS

The main experiments were carried out through successive agricultural seasons of 2010/2011 at Alexandria Sugar Company farm, Nobarria, El Behira Governorate to evaluate some different harvesting methods of sugar beet crop.

The mechanical analysis of the experimental soil was classified as a sandy soil (table 1). The soil mechanical and chemical analyses (table 2) were conducted in the Soil Testing Laboratory, Desert Development Center, and Research Station in Sadat City.

Table 1: Mechanical analysis of the experimental soil.

Gravels, %	Particle size distribution, %			Soil texture
	Sand	Silt	Clay	
23	95.00	3.00	2.00	Sandy

Table 2: Chemical analysis of the experimental soil.

Available level of nutrients, ppm.				
P	K	Fe	Zn	Mn
12.15	141.20	3.88	1.12	1.82
Cu	Om,%	CaCo3, %	pH	EC, dS/m
0.97	0.22	3.59	8.48	3.72
Soluble salts, meg/L				
Ca	Mg	Na	K	CO3
15.29	5.71	24.56	1.84	0.00
HCO3	Cl	SO4	SAR	N,
9.29	23.49	11.69	8.91	714.00

Materials:

Sugar beet crop: Sugar beet crop (*Beta vulgaris* L.) variety was used in this investigation.

Harvesting machine:

- (1) Combined harvester.
- (2) Topping machine + lifting machine.
- (3) Self-propelled harvester.

The harvesting operation was carried out through four different forward speeds of an average 3.5, 4.5, 5.5 and 6.5 km/h.

- (1) Combined 4-rows sugar beet harvester (fig.1):

The combined harvester model **EDENHALL 624** consists of two parts:

- (a) Front-mounted topping machine and (b) Trailed lifting machine operated in the same time and tractor.

The front mounted topping-machine removes leaves and cuts the beet heads from the sugar beet. And the trailed lifting machine lifts, cleans and unloads into a trailer.

- (a) Front-mounted topping machine.

The specifications of trailed 4-rows sugar beet machine are:

Make	Sweden
Model	EDENHALL 624
Row spacing	45 to 50 cm mechanically adjustable
No. of rows	4
Row width	Adjustable from 45 – 50 cm
Flail shaft	Bolted, spiral arranged steel flails
1st + 2nd cleaner shaft	Rubber flails with sluts in sections over the sugar beet rows manual adjustment to the row width
Depth adjustment	Lifting cylinder with manual adjustable spindle at the front spindle adjustable rear

	guide wheels
Drive	1000 rpm PTO shaft
Required tractor power	From 60 kW / 82 hp
Drive line	Wide angle PTO shaft
Scalper unit	Hydraulic driven disc scalpers
(b) Trailed 4-rows sugar beet machine.	
The specifications of trailed 4-rows sugar beet machine are:	
Make	Sweden
Model	EDENHALL 624
Row spacing	45 to 50 cm mechanically adjustable
Depth adjustment	Lifting cylinder with manual adjustable spindle
Row guiding	Hydraulically drawbar steering
Oppel wheels	Ground driven, fix mounted with rubber paddles
1st cleaning unit	1 plain roller, 4 spiral rollers and 1 roller pair to centralize the crop flow
2ndt cleaning unit	Main web followed by axial roller table (8 steel rollers) with separately activatable two extracting unit
Bunker filling	Ring elevator with bunker filling auger
Bunker	6 m ³ / 4 ton
Unloading elevator	1 m wide, hydraulic swiveling, maximum unloading height 4 meter
Types	Pair of 600/55–26.5
Operation	Electro-hydraulic remote control from tractor cab



Fig. 1: Combined 4-rows sugar beet harvester.

Drive	1000 PTO shaft
Required tractor-power	From 99 – 115 kW Recommended: 110 – 135 kW
Required hydraulics	1SCV pressure side + pressure less return line
Drawbar	Hitch coupling
Length / Width / Height	8.1 m / 3.5 m / 4 m
Mass	7100 kg
Lifting unit	Hydraulic driven Oppel wheels with on broad hydraulic
2nd cleaning section	3 turbines in lieu of main web and axial roller table
Row guiding	Automatic drawbar steering with two row sensors
Drive line	Wide angle PTO shaft

(2) Topping machine + Lifting machine 6 rows.

The trailed sugar beet topping machine followed with the trailed lifting machine after one day. The powerful topping machine (defoliator) BM 300 is designed to remove leaves from the sugar beet before lifting (lifting). A rotating scalper unit is available as option to perform a clean cutting of the beet heads. The next steps as lifting, cleaning and unloading into a trailer will be done with the 6-row trailed sugar beet harvester Rootster 604. This combination makes the system very efficient as existing tractors can be used.

- Topping machine GRIMME BM-300.

The 6-row trailed topping-machine (fig. 2) consists of the steel flails of the first row remove the leaves first, behind these; two cleaning shafts rotate in opposite direction and perform the fine cut. This suction effect even captures and chops the weed leaves between the rows.



Fig. 2: Topping machine GRIMME BM-300.

The specifications of topping machine are:

Made	Germany
Model	GRIMME BM 300
No. of rows	6
Row width	Adjustable from 45 – 50 cm
Length/Width/Height	5.6 m / 3.3 m / 1.65 m
Mass	1950 kg
Flail shaft	Bolted, spiral arranged steel flails
1st + 2nd cleaner shaft	Rubber flails with sluts in sections over the sugar beet rows manual adjustment to the row width
Depth adjustment	Lifting cylinder with manual adjustable spindle at the front spindle adjustable rear guide wheels
Types	4 x 7.5 – 20 TR15 AS
Operation	1 single acting independent SCW (raise & lower the machine) + 1 single acting SCW with pressure less return line
Drive	1000 rpm PTO shaft
Required tractor power	From 60 kW / 82 hp
Drawbar	Hitch coupling
Drive line	Wide angle PTO shaft
Scalper unit	Hydraulic driven disc scalpers

- Lifting machine GRIMME Rootster 604 .

The specifications of 6-rows trailed sugar-beet lifting (lifting) machine are:

Made	Germany
Model	GRIMME Rootster 604.
Row distance	45 to 50 cm mechanically adjustable
Bunker filling	Ring elevator with bunker filling auger
Bunker	6 m ³ / 4 ton
Unloading elevator	1 m wide, hydraulic swiveling, maximum unloading height 4 meter
Types	Pair of 600/55–26.5
Operation	Electro-hydraulic remote control from tractor cab
Drive	1000 PTO shaft
Required tractor-power	From 99 – 115 kW Recommended: 110 – 135 kW
Required hydraulics	1SCV pressure side + pressure less return line
Drawbar	Hitch coupling
Length / Width / Height	8.1 m / 3.5 m / 4 m
Mass	7100 kg
Lifting unit	Hydraulic driven Oppel wheels with on broad hydraulic
2nd cleaning section	3 turbines in lieu of main web and axial roller table
Row guiding	Automatic drawbar steering with two row sensors
Drive line	Wide angle PTO shaft

(3) Self-propelled sugar beet harvester (fig. 3).

The specifications of 6-rows self propelled sugar beet harvester are:

Made: France, Company: MOREAU, Model: LECTRA V2, Length, Width and height: 12, 3.3 mm and 4 m, Row width: Adjustable from 45 – 50 cm, Optionally, hydraulically moveable: 45 – 50 cm, Flail topper series: inline system. Options: high-performance rate defoliator FM 270/300, Depth guidance EHR electro-hydraulic linkage control by means of 7 feeler wheels, depth adjustment can be carried out from inside the cabin, Scalper unit series: Parallelogram guided scalper unit with cutting height automatic,



Fig. 3: The self-propelled sugar beet harvester (LECTRA V2).

Irrigation systems:

- Flood irrigation: using the conventional method.
- Sprinkler irrigation system.
- Center pivot irrigation system.

Fertilizing and weed control were the same in all treatments.

Measurements:

- Root yield: The yield (RY) of the harvested roots was determined by massing the roots lifted by harvester, in the mechanical harvesting by using the following equation (Taieb, 1997) was used:

$$R_Y (\text{ton} / \text{fed}) = \frac{M \times 4200}{A \times 1000}$$

Where: M = Mass of lifted root, kg and A = Harvested area, m².

- **Broken beet percentage:** The broken beet percentage can be calculated using the following equation:

Broken beet, % = (broken-beet mass / total-beet mass) x 100

- **Bruised beet percentage:** The bruised beet percentage can be calculated using the following equation:

Bruised beet, % = (bruised-beet mass / total-beet mass) x 100

- **Beet left on the soil percentage:** The beet left on the soil percentage can be calculated using the following equation:

Left beet on the soil, % = (left beet mass / total-beet mass) x 100

- **Un-lifted beet percentage:** The un-lifted beet percentage can be calculated using the following equation:

Un-lifted beet, % = (un-lifted beet mass / total-beet mass) x 100

- **Total losses:** Total sugar beet losses can be calculated using the following equation:

Total losses = un-lifted mass + damaged-beets mass

Where: damaged beets = broken beets + bruised beets

- **Lifting efficiency:** The lifting efficiency was calculated according to the following equation:

Lifting efficiency, % = 100 - un-lifted beet percentage

- **Loading efficiency:** The loading-beet efficiency can be calculated using the following equation:

Loading efficiency, % = 100 - left beet on the soil percentage

- **Harvesting efficiency:** The harvesting efficiency of sugar beet can be calculated using the following equation:

Harvesting efficiency, % = 100 – total losses percentage

- **Fuel consumption:** Fuel consumption was recorded by accurately measuring the decrease in fuel level in the fuel tank immediately after executing each operation of 15 minutes.

- **Required power:** Required fuel-power was calculated by using the following formula (Hunt, 1983):

$$P = F_c \times F_d \times \left(\frac{1}{3600} \right) \times C.V. \times 4270 \times \eta_{th} \times \eta_m$$

$$P = 3.23 F_c$$

Where:

P = Required power (kW), F_c = The fuel consumption (L/h.),

F_d = Density of fuel (kg/L) (= 0.85 for diesel fuel),

C.V. = Calorific value of fuel (kcal/kg) = 104 for diesel fuel,

η_{th} = Thermal efficiency of fuel, it is assumed about 35 % for diesel engine and

η_m = Mechanical efficiency of fuel, it is assumed about 80 % for diesel engine.

- **Specific energy:** Specific energy can be calculated by using the

$$\text{Specific energy (kW.h / fed.)} = \frac{\text{Required power (kW)}}{\text{Actual field capacity (fed./h)}}$$

following equation:

Cost analysis: The hourly cost was calculated according to equation of (Awady, 1978) in the following form:

$$C = \frac{P}{h} \left(\frac{1}{a} + \frac{i}{2} + t + r \right) + (1.2 w.s.f) + \frac{m}{144}, L.E / h$$

Where:

C = Hourly cost, L.E/h.

h = Yearly working hours, h/year.

i = Interest rate/year.

t = Taxes, overheads ratio.

m = Monthly average wage, L.E

W = Engine power, hp.

144 = Reasonable estimation of monthly working hours.

P = Price of machine, L.E.

a = Life expectancy of the machine, year.

F = Fuel price, L.E/l.

r = Repairs and maintenance ratio.

1.2 = Factor accounting for lubrications.

S = Specific fuel consumption, l/hp.h.

$$\text{Operational cost (L.E./ fed.)} = \frac{\text{Hourly cost (L.E./ h)}}{\text{Effective field capacity (fed./ h)}}$$

Operational cost can be determined using the following equation:

Cost per unit of production can be determined using the following equation:

$$\text{Cost per unit of production (L.E./Mg)} = \frac{\text{Operational cost (L.E./ fed.)}}{\text{Crop yield (Mg / fed.)}}$$

RESULTS AND DISCUSSION

Effect of forward speed, irrigation system and harvesting machines on machine performance rate.

Fig. 4 shows the effect of forward speed, irrigation system and harvesting machines on machine performance rate. The machine performance rate increased by increasing forward speed from 3.5 to 6.5 km/h for all tested harvesting-machines and irrigation-systems.

By using pivot irrigation-system, the maximum machine-performance rate rate of 3 fed/h and 81 ton/h was obtained with forward speed of 6.5 km/h and 6-rows separated machines for topping and lifting of sugar beet. Meanwhile, the minimum machine-performance rate rate of 0.91 fed/h 24.30 ton/h was obtained with forward speed of 3.5 km/h and 4-rows combined harvester of sugar beet.

Increasing the machine performance rate rate by using two separated machines for topping and lifting is due to increasing the width of them (6 rows) and decreasing the consumed time of sugar beet harvesting.

Increasing the machine performance rate by using two machines for topping and lifting (by using one tractor) is due to increasing the width of them (6 rows) and decreasing the consumed time of sugar beet harvesting.

Effect of forward speed, irrigation system and harvesting machine on broken, bruised, left on soil surface and un-lifted beets.

Figs. 5 and 6 show the effect of forward speed, irrigation system and harvesting machine on broken, bruised and left on soil surface sugar beets. The broken, bruised and left on soil surface sugar beets increased by increasing forward speed from 3.5 to 6.5 km/h for all tested harvesting-machines and irrigation-systems.

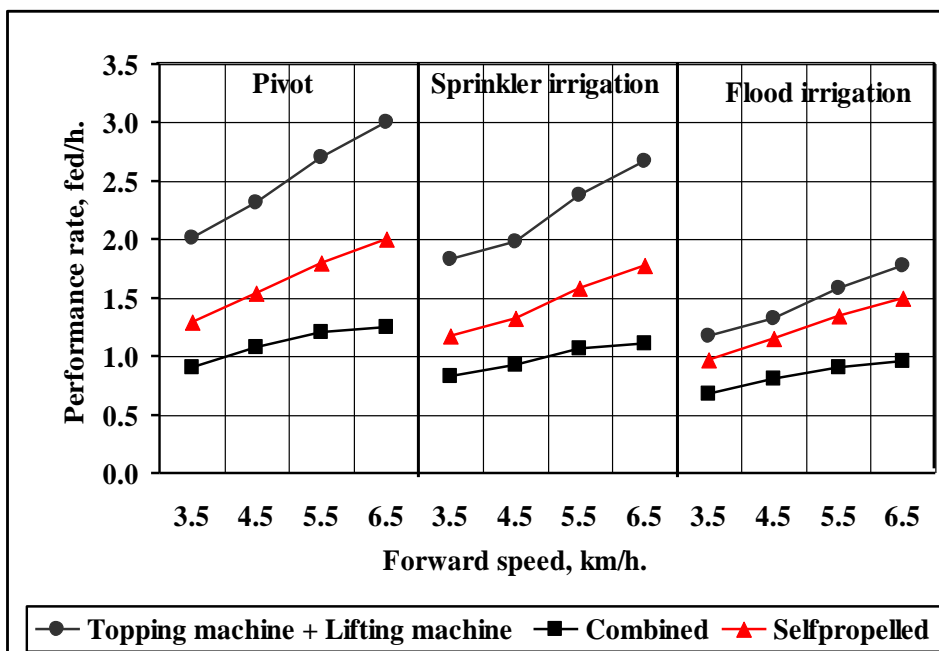


Fig. 4: Effect of forward speed, irrigation system and harvesting machine on machine performance rate.

The broken sugar beets ranges were 0.066 – 0.120, 0.104 – 0.160 and 0.081 – 0.150 %, the bruised sugar beets ranges were 0.099 – 0.180, 0.156 – 0.240 and 0.121 – 0.225 %; and the left on soil surface sugar beets ranges were 2.97 – 5.40, 4.68 – 7.20 and 3.63 – 6.75 % by using two separated machines for topping and lifting, combined and self-propelled machine respectively for all forward-speeds and irrigation-systems. Decreasing sugar-beet broken, bruised and left on soil surface sugar beets by using two separated machines for topping and lifting is due to increasing the topping and lifting efficiencies.

Effect of forward speed, irrigation system and harvesting machines on sugar-beet total losses.

Fig. 7 shows the effect of forward speed, irrigation system and harvesting machines sugar-beet on total losses.

The sugar-beet total losses increased by increasing forward speed from 3.5 to 6.5 km/h for all tested harvesting-machines and irrigation-systems.

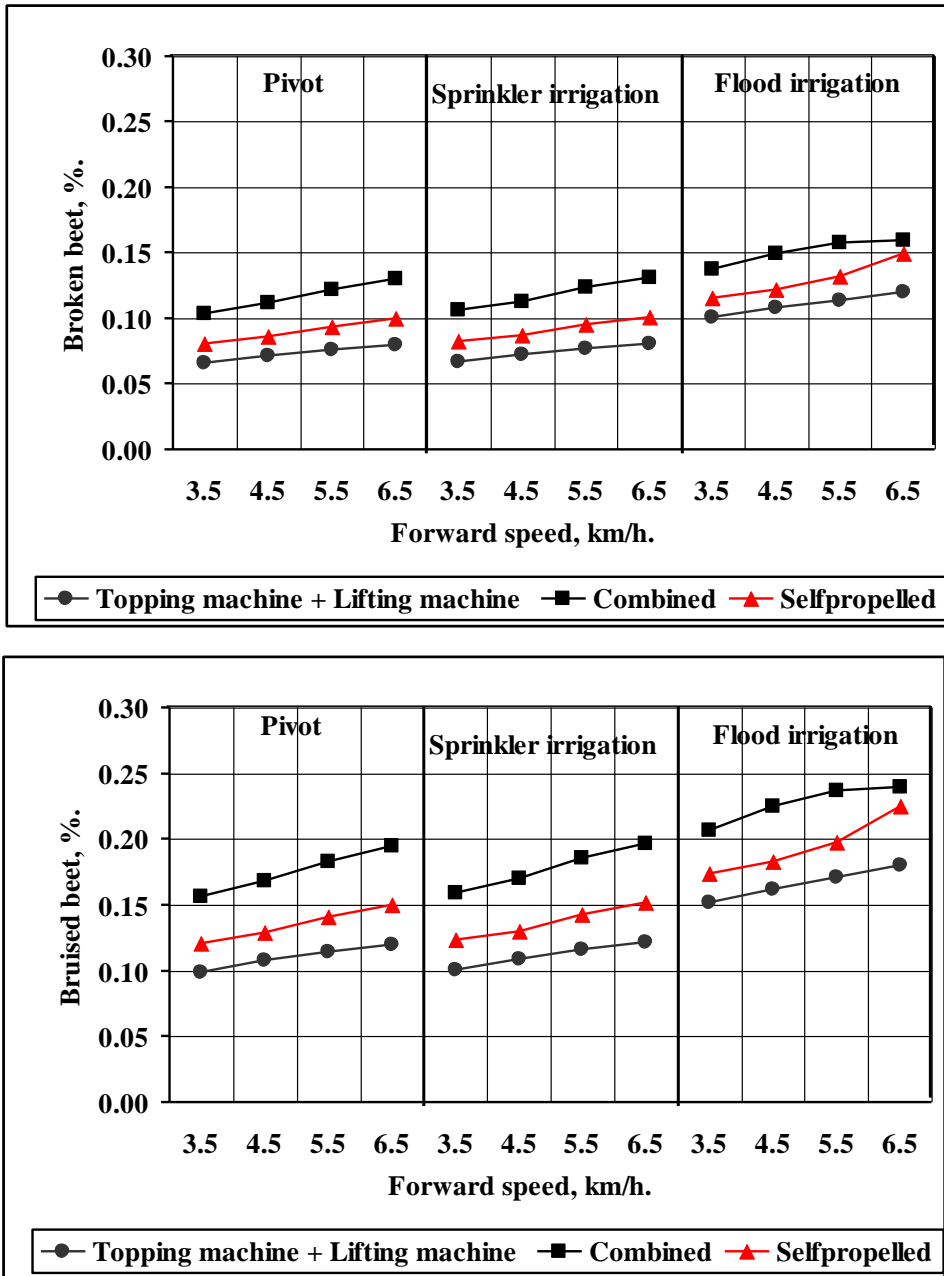


Fig. 5: Effect of forward speed, irrigation system and harvesting machine on broken and bruised beets.

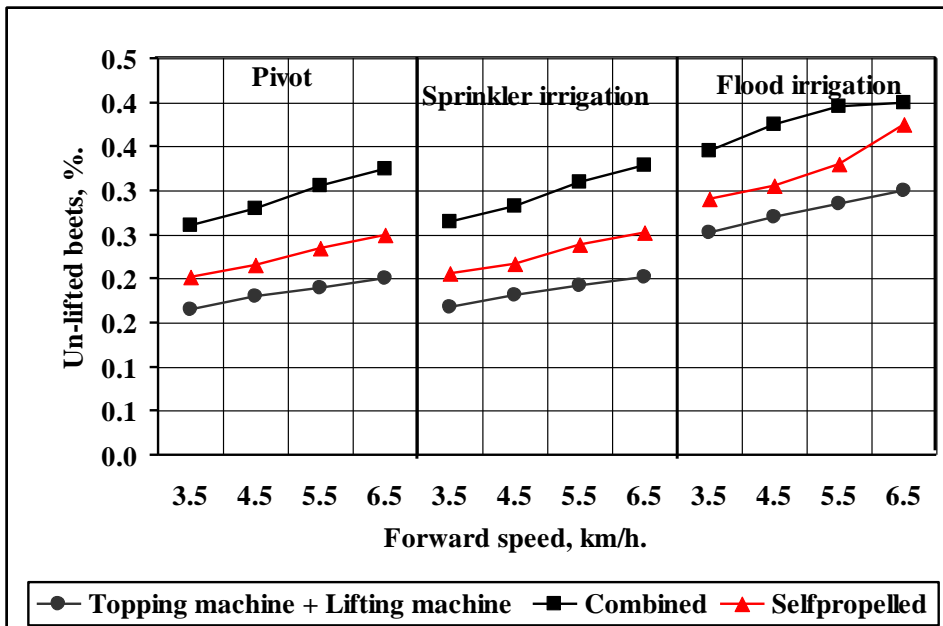
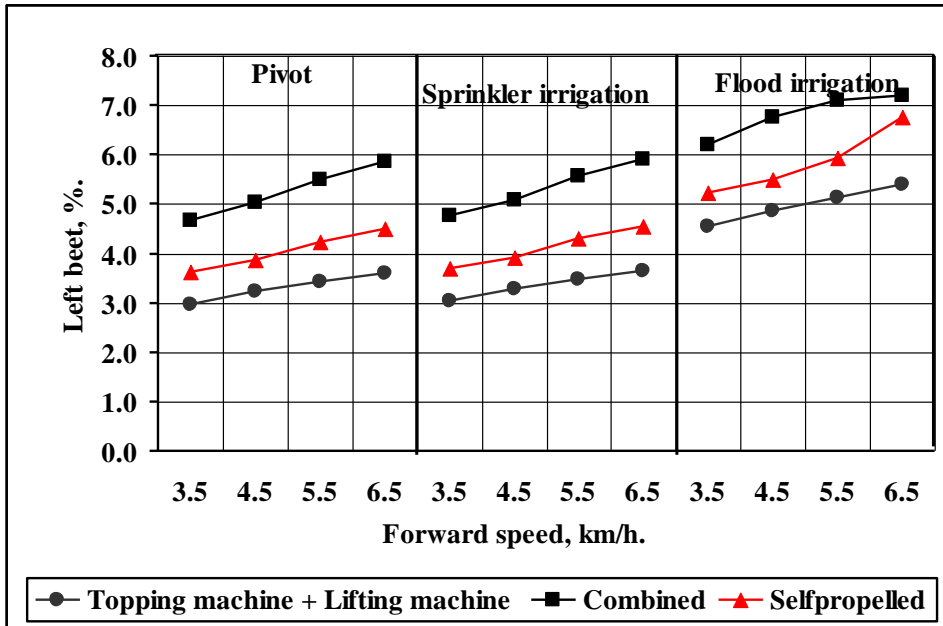


Fig. 6: Effect of forward speed, irrigation system and harvesting machine on left on soil surface and un-lifted beets.

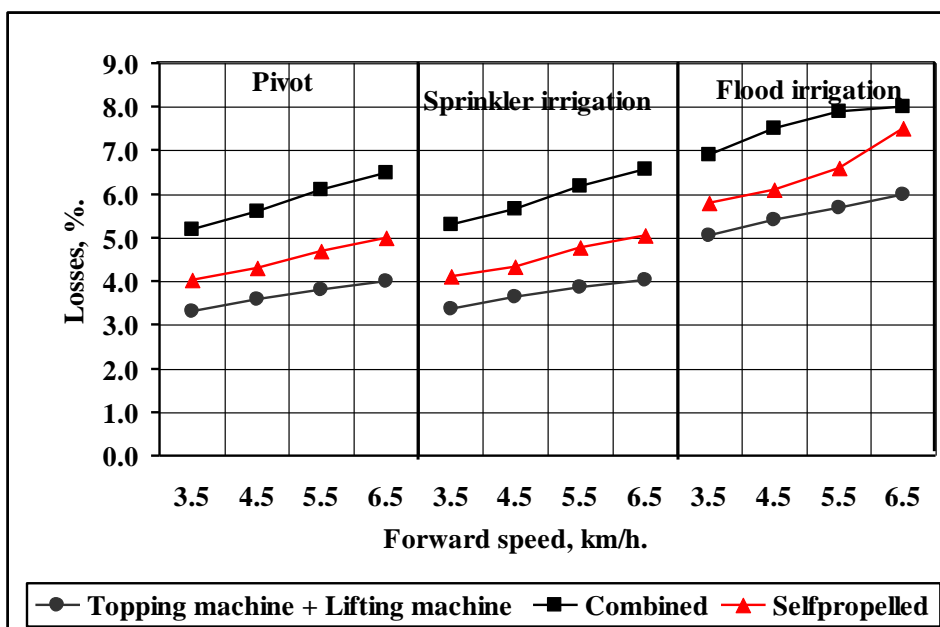


Fig. 7: Effect of forward speed, irrigation system and harvesting machine on total losses of beets.

By using pivot irrigation-system, the maximum sugar-beet loss of 6.5 % was obtained with forward speed of 6.5 km/h and combined harvesting-machine. Meanwhile, the minimum sugar-beet loss of 3.3 % was obtained with forward speed of 3.5 km/h by using two separated machines for topping and lifting. Increasing sugar beet losses by increasing forward speed is due to increasing the vibrations of the machine. Meanwhile, decreasing sugar beet losses by using two separated machines for topping and lifting is due to increasing the topping and lifting efficiencies.

Effect of forward speed, irrigation system and harvesting machine on lifting, loading and harvesting efficiencies.

Figs. 8 and 9 show the effect of forward speed, irrigation system and harvesting machine on lifting, loading and harvesting efficiency. The lifting, loading and harvesting efficiencies of sugar beet increased by decreased forward speed from 3.5 to 6.5 km/h for all tested harvesting-

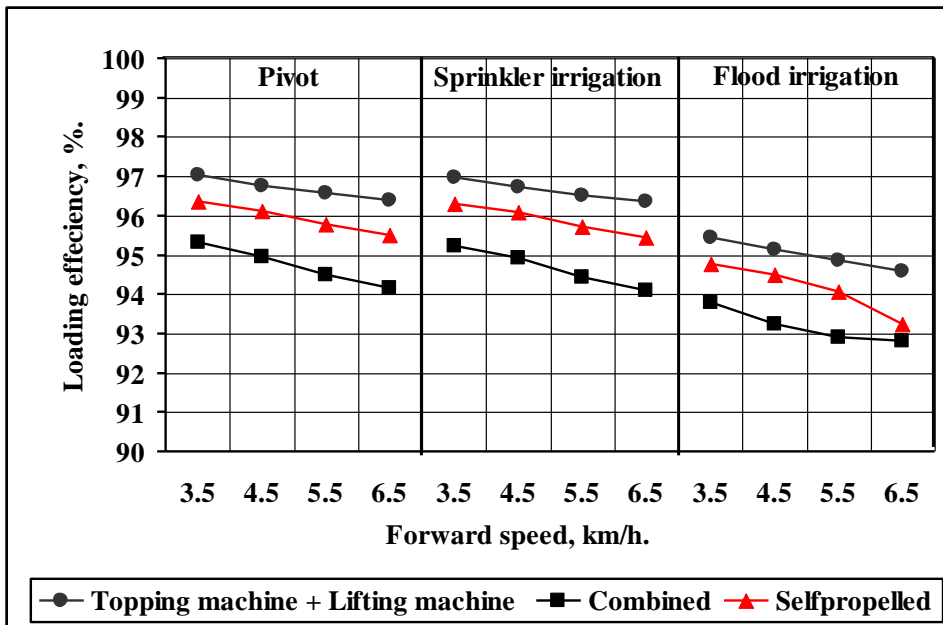
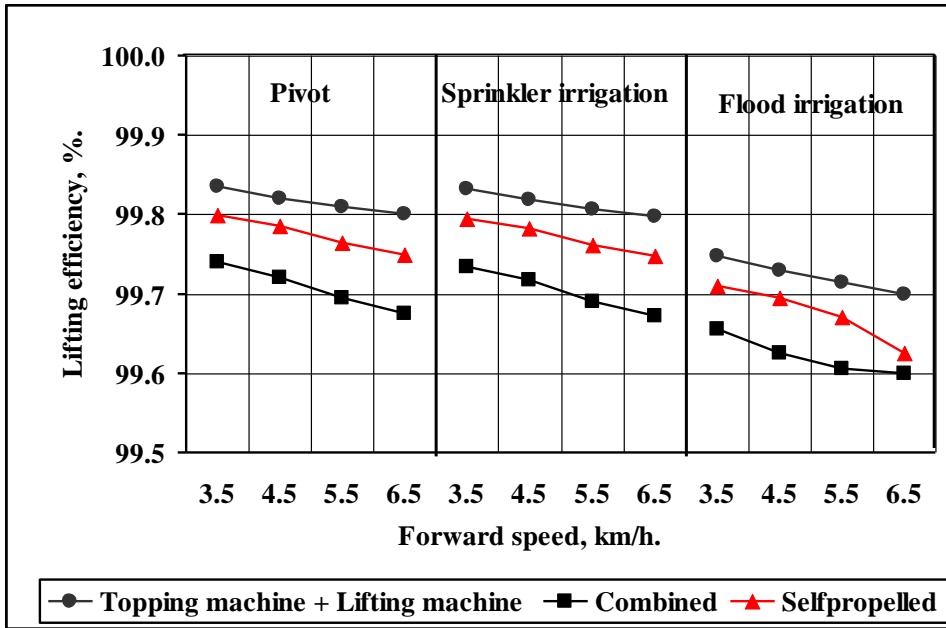


Fig. 8: Effect of forward speed, irrigation system and harvesting machine on lifting and loading efficiencies of beets.

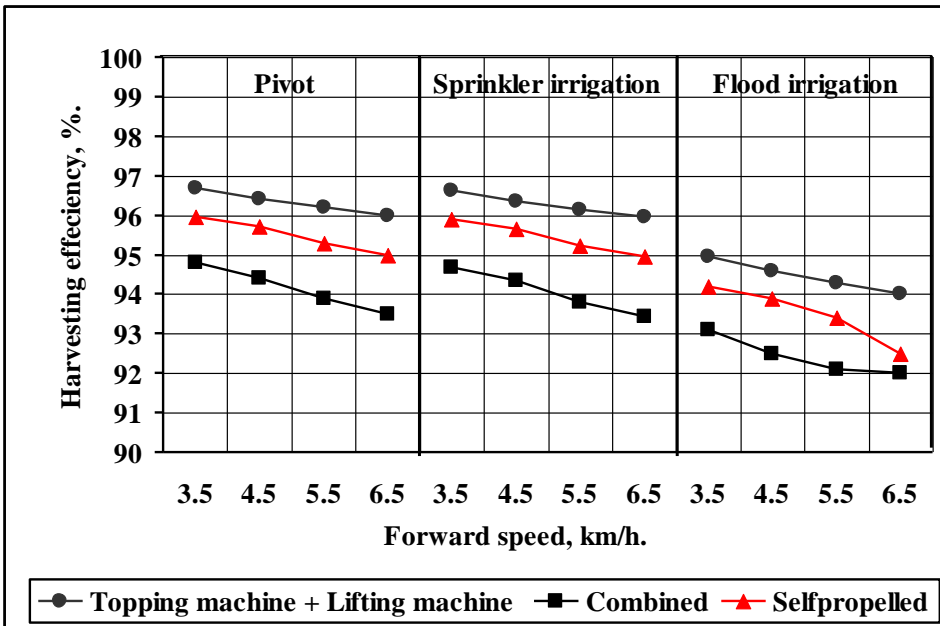


Fig. 9: Effect of forward speed, irrigation system and harvesting machine on harvesting efficiency of beets.

The maximum lifting, loading and harvesting efficiencies sugar-beet of 99.84, 97 and 96.7 % were obtained with forward speed of 3.5 km/h, pivot system by using two separated machines for topping and lifting. Meanwhile, the minimum sugar-beet lifting, loading and harvesting efficiencies of 99.6, 92.8 and 92 % was obtained with forward speed of 6.5 km/h, flood irrigation-system and combined harvesting-machine.

Decreasing harvesting efficiency by increasing forward speed is due to increasing the vibrations of the machine and increasing harvesting losses accordingly. Decreasing harvesting efficiency by using pivot system is due to increasing a degree of soil leveling and decreasing the vibrations of the machine accordingly.

Effect of forward speed on fuel consumption and specific energy for different sugar-beet harvesting machines.

Fig. 10 shows the effect of forward speed on fuel consumption and specific energy for different sugar-beet harvesting machines.

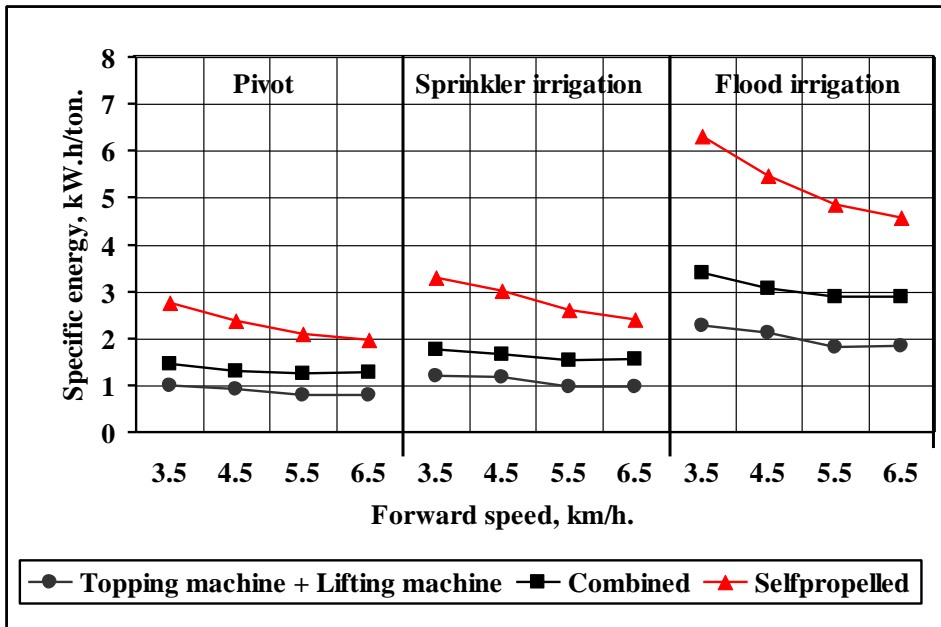
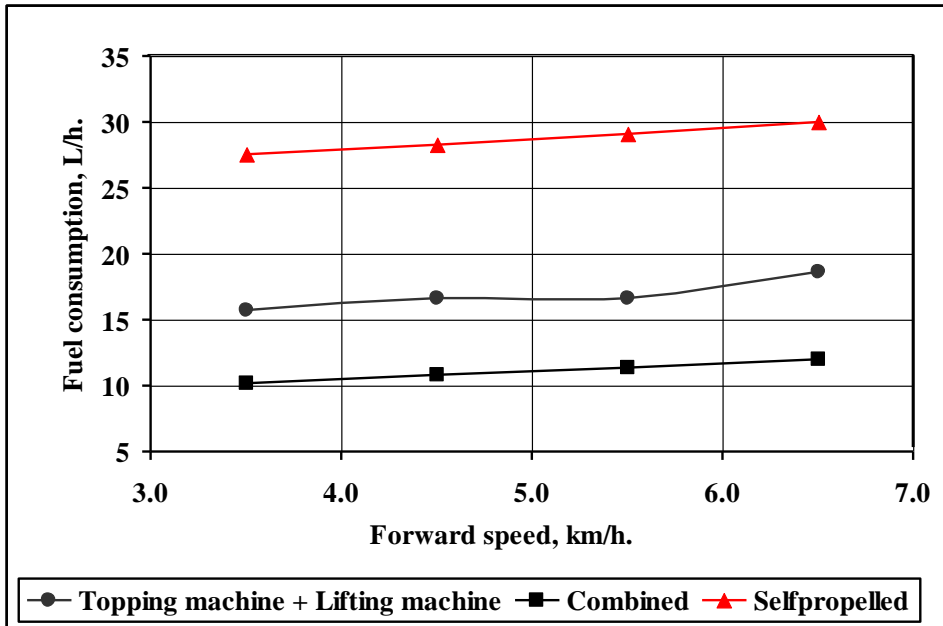


Fig. 10: Effect of forward speed, irrigation system and harvesting machine on fuel consumption and specific energy.

The fuel consumption increased and specific energy decreased by increasing forward speed from 3.5 to 6.5 km/h for all tested harvesting-machines and irrigation systems.

The maximum fuel consumption of 30 L/h was obtained with forward speed of 6.5 km/h by using self-propelled harvesting machine. Meanwhile, the minimum fuel consumption of 10.22 L/h was obtained with forward speed of 3.5 km/h by using combined harvester.

The maximum specific energy of 6.31 kW.h/ton was obtained with forward speed of 3.5 km/h, flood irrigation-system by using self-propelled machine. Meanwhile, specific energy of 0.79 kW.h/ton was obtained with forward speed of 5.5 km/h, pivot irrigation-system by using two separated machines for topping and lifting.

Effect of forward speed, irrigation system and harvesting machine on sugar beet yield.

Fig. 11: Effect of forward speed, irrigation system and harvesting machine on sugar-beet yield. By using two separated machines for topping and lifting, the sugar beet yield ranges were 27 – 27.2, 25 – 25.2 and 16.5 – 16.7 ton/fed for pivot, sprinkler and flood-irrigation systems respectively.

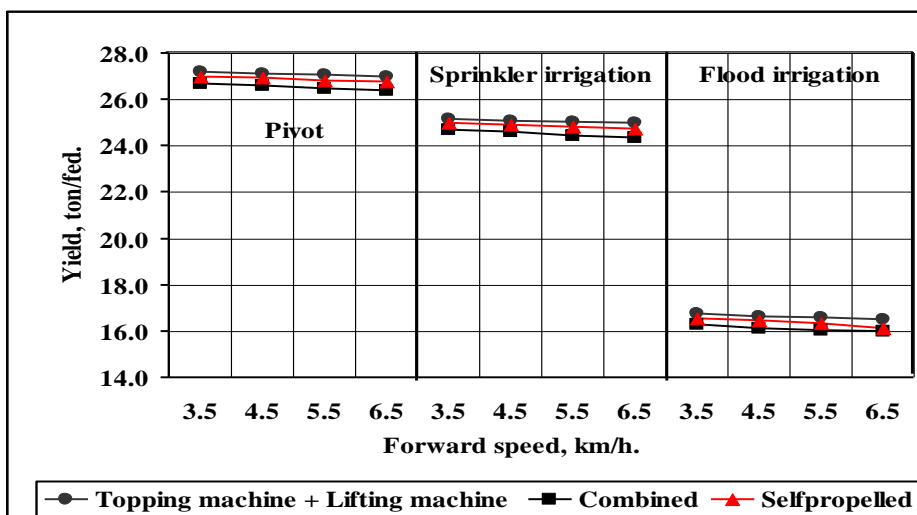


Fig. 11: Effect of forward speed, irrigation system and harvesting machine on sugar beet yield.

Cost analysis.

Table 3 shows the operation costs for different harvesting-machines and irrigation-systems at different forward-speeds.

The minimum operation-costs were 17.75 L.E./ton (445.5 L.E./fed) by using 6-rows topping and lifting machines at forward speed of 3.5 km/h and pivot irrigation-system. Meanwhile, the maximum operation-costs and were 31.6 L.E./ton (780.9 L.E./fed) by using 4-rows combined harvester at forward speed of 3.5 km/h and flood irrigation-system.

The manual-harvesting costs of sugar beet (lifting, topping and collecting at the end of field) are 1500 L.E./fed (30 worker x 50 L.E. for one feddan) and 100 L.E./ton.

The criterion (at different sugar beet harvesting-machines forward-speeds and irrigation systems) value takes into account the value of resulting crop yield minus harvesting expenses, with all other economical conditions kept constant for comparison. Meanwhile, harvesting expenses include: harvesting cost + beet losses. It is suggested to call this value “Crop Value minus Harvesting Expenses, CVHE”.

CVHE = Crop Value – Harvesting Expenses

= Crop Value – (harvesting cost + beet loss cost)

Crop Value (LE/fed) = crop prod. (ton/fed) * crop sale value (LE/ton).

The highest criterion value “CVHE” (8761 LE/fed) was obtained with two separated machines for topping and lifting, 3.5 km/h and pivot system, and the lowest (4604 LE/fed) was obtained with combined harvester, 6.5 km/h and flood irrigation, indicating the economical advantage of harvesting system.

It is observed from tables 3 and 4 that differences in operation expenses and losses are marginal when compared with crop values. However, noticeable differences in crop values result from different harvesting-machines, forward-speeds and irrigation-systems.

Table 3: Effect of forward speed, irrigation system and harvesting machine on operation cost by L.E./fed.

Irrigation system.	Forward Speed, km/h.	Operational cost, L.E./fed.		
		Harvesting machine.		
		Topping + Lifting	Combined	Self-propelled
Pivot	3.5	445.5	780.9	661.8
	4.5	387.7	658.0	554.4
	5.5	331.7	587.3	474.3
	6.5	298.5	568.5	426.9
Sprinkler	3.5	489.6	858.1	727.3
	4.5	450.8	765.1	644.6
	5.5	376.9	667.4	539.0
	6.5	335.4	638.8	479.6
Flood	3.5	594.0	1041.2	882.4
	4.5	516.9	877.3	739.2
	5.5	442.2	783.1	632.4
	6.5	396.2	740.2	569.1

Table 4: Effect of forward speed, irrigation system and harvesting machine on "Crop Value minus Harvesting Expenses, CVHE".

Irrigation system.	Forward Speed, km/h.	CVHE, L.E./fed.		
		Harvesting machine.		
		Topping + Lifting	Combined	Self-propelled
Pivot	3.5	8761	8421	8626
	4.5	8712	8358	8584
	5.5	8679	8276	8519
	6.5	8646	8210	8470
Sprinkler	3.5	8049	7713	7915
	4.5	8006	7660	7881
	5.5	7973	7578	7815
	6.5	7944	7519	7772
Flood	3.5	5011	4729	4889
	4.5	4968	4661	4858
	5.5	4933	4614	4798
	6.5	4895	4604	4682

CONCLUSION

By using pivot irrigation-system, the maximum machine-performance rate rate of 3 fed/h and 81 ton/h was obtained with forward speed of 6.5 km/h and 6-rows separated machines for topping and lifting of sugar beet. Meanwhile, the minimum machine-performance rate rate of 0.91 fed/h 24.30 ton/h was obtained with forward speed of 3.5 km/h and 4-rows combined harvester of sugar beet.

The maximum lifting, loading and harvesting efficiencies of sugar-beet of 99.84, 97 and 96.7 % were obtained with forward speed of 3.5 km/h, pivot system by using two separated machines for topping and lifting. Meanwhile, the minimum sugar-beet lifting, loading and harvesting efficiencies of 99.6, 92.8 and 92 % was obtained with forward speed of 6.5 km/h, flood irrigation-system and combined harvesting-machine.

The minimum operation-costs were 17.75 L.E./ton (445.5 L.E./fed) by using 6-rows topping and lifting machines at forward speed of 3.5 km/h and pivot irrigation-system. Meanwhile, the maximum operation-costs and were 31.6 L.E./ton (780.9 L.E./fed) by using 4-rows combined harvester at forward speed of 3.5 km/h and flood irrigation-system.

REFERENCES

- Agric. Statistics Economic Affair Sector, 2011**, Agric. statistics, Economical Issues Sector, Cairo, Egypt: 172-173.
- Awady, M. N., 1978**, Tractor and farm machinery, Text book, Fac. Ag. Ain-Shams U.: 164-167.
- Hunt, D., 1983**, Farm power and machinery management, 8th Ed. Iowa state Univ., Press Ames, USA. Ames, Iowa, USA: 364-368.
- Hopkinson, I., 1991.**, Reducing harvester losses. British Sugar Beet Review, 59(3): 26-27.
- Raininko, K., 1990**, Sweden sugar beet production. J. of sugar,1(29): 32-62.
- Taieb, A.Z., 1990**, The demands and constraints of energy utilization in sugar beet crop production, Ph.D. Thesis (Ag. Eng.) Cairo Univ.

- Taieb, A.Z., 1997**, Comparative study on manual and mechanical sugar beet planting in the newly reclaimed lands, Misr. J. Ag. Eng., 14 (3): 299-309.
- Toth, L., 1991**, Matrot-M-31 electronic self-propelled sugar beet harvester (for head cutting, picking). Mezogazdasagi-Technika. 32: 10,30. No. 73-1528.
- Zaalouk, A.K., 1994**, Optimum width and speed for least cost tillage;, Trans. of the ASAE, Paper No. 73-1528.

الملخص العربي

ميكنة حصاد بنجر السكر المناسبة للمشاريع العملاقة

أ. د. حسن عبد الرازق عبد المولى^(١)، أ. د. إبراهيم يحيى^(٢)، د. أحمد ماهر الليثي^(٣)
، م. أحمد فيصل^(٤)

تهدف هذه الدراسة إلى إختيار نظامي الحصاد والرى المناسبين لإنتاج بنجر السكر فى المشاريع العملاقة، وقد تم إختبار ثلاثة أنواع من انظمة الحصاد وهى آلة حصاد مجمعة (آلة تطويش معلقة أمام الجرار وآلة تقطيع مجرورة خلفه)، آلة تطويش + آلة تقطيع منفصلتين يعملان بجرارين مختلفين، آلة ذاتية الحركة وثلاث أنظمة رى وهى الرى المحورى وبالرش والسطحى. وتم الحصول على النتائج التالية:

- (١) **معدل الأداء:** وجد أنه بإستخدام نظام الرى المحورى أن أقصى معدل أداء ٣ فدان/ساعة (٨١ طن/ساعة) تم الحصول عليه باستخدام آلتى التطويش والتقطيع على سرعة ٦.٥ كم/ساعة. بينما تم الحصول على أقل معدل أداء ٠.٩١ فدان/ساعة (٢٤.٣ طن/ساعة) تم الحصول عليه باستخدام آلة الحصاد المجمعة على سرعة ٣.٥ كم/ساعة لنفس نظام الرى.
- (٢) **كفاءة التقطيع والتحميل والحصاد:** وجد أن أقصى كفاءة تقطيع، تحميل، حصاد لدرنات بنجر السكر هى ٩٦.٧، ٩٧، ٩٩.٨٤ % على التوالى تم الحصول عليها باستخدام آلتى التطويش والتقطيع على سرعة ٦.٥ كم/ساعة مع نظام الرى المحورى. بينما تم الحصول

(١) أستاذ ورئيس قسم الهندسة الزراعية- ك. الزراعة- ج. الأزهر- فرع أسيوط.

(٢) رئيس بحوث معهد بحوث الهندسة الزراعية.

(٣) أستاذ الهندسة الزراعية المساعد- ك. الزراعة- ج. الأزهر- فرع أسيوط.

(٤) طالب دراسات عليا - ك. الزراعة- ج. الأزهر- فرع أسيوط.

على أقل كفاءة تقطيع، تحميل، حصاد لدرنات بنجر السكر هي ٩٢.٦، ٩٢.٨، ٩٢ % تم الحصول عليها باستخدام آلة الحصاد المجهزة على سرعة ٦.٥ كم/ساعة مع نظام الري السطحي.

(٣) **نسبة الفوائد:** وجد أن أقصى نسبة فوائد من درنات بنجر السكر ٨ % تم الحصول عليها باستخدام آلة الحصاد المجهزة على سرعة ٦.٥ كم/ساعة مع نظام الري السطحي. بينما تم الحصول على أقل نسبة فوائد من درنات بنجر السكر ٣.٣ % تم الحصول عليها باستخدام آلتى التطويش والتقليع على سرعة ٣.٥ كم/ساعة مع نظام الري المحورى.

(٤) **الإنتاجية:** وجد أن أقصى إنتاجية من درنات بنجر السكر ٢٧.٢ طن/فدان تم الحصول عليها باستخدام آلة الحصاد المجهزة على سرعة ٣.٥ كم/ساعة مع نظام الري المحورى. بينما تم الحصول على أقل نسبة فوائد من درنات بنجر السكر ١٦ طن/فدان تم الحصول عليها باستخدام آلة الحصاد المجهزة على سرعة ٦.٥ كم/ساعة مع نظام الري السطحي.

(٥) **تكاليف الحصاد:** وجد أن أقل تكاليف حصاد لدرنات بنجر السكر ٤٤٥.٥ جنيه/فدان (١٧.٧٥ جنيه/طن) تم الحصول عليها باستخدام باستخدام آلتى التطويش والتقليع المنفصلتين بعرض ٦ صفوف على سرعة ٣.٥ كم/ساعة مع نظام الري المحورى. بينما تم الحصول على أعلى تكاليف حصاد لدرنات بنجر السكر ٧٨٠.٩ جنيه/فدان (٣١.٦ جنيه/طن) تم الحصول عليها باستخدام آلة الحصاد المجهزة بعرض ٤ خطوط عند أنسب سرعة تشغيل ٣.٥ كم/ساعة مع نظام الري السطحي.

*يوصى باستخدام آلتى التطويش والتقليع المنفصلتين بعرض ٦ صفوف لحصاد البنجر على سرعة ٣.٥ كم/ساعة ونظام الري المحورى والذى أعطى أن أقل تكاليف حصاد لدرنات بنجر السكر ٤٤٥.٥ جنيه/فدان (١٧.٧ جنيه/طن)، بالمقارنة بتكاليف تشغيل و ٧٨٠.٩ جنيه/فدان (٣١.٦ جنيه/طن) لآلة الحصاد المجهزة (آلة تطويش معلقة أمام الجرار وآلة تقطيع مجرورة خلف نفس الجرار ٦٦١.٨ جنيه/فدان (٢٦.٥ جنيه/طن) لآلة ذاتية الحركة .